

The background of the slide is a photograph of a library shelf. The shelf is filled with numerous books, mostly in shades of grey and white, with some brown books visible on the right side. The books are arranged in rows, and the perspective is slightly angled, showing the spines of the books. The lighting is soft, and the overall tone is muted.

FILE DIGITIZATION PANCYPRIAN GYMNASIUM



The archive of the Pancyprian Gymnasium is a national wealth and offers a great service aimed at preserving primary sources, manuscripts, codes, documents, deposits, collections, works of art, memoirs and diaries of the fighters of 1955-59, printed matter, etc.

Need for digitalisation

The process of digitization started from the need to record and preserve both the archival material and the treasures of the Pancyprian Gymnasium. Through this need arose the collaboration with the Cyprus Research Institute, which offered the know-how and part of the equipment currently in use.

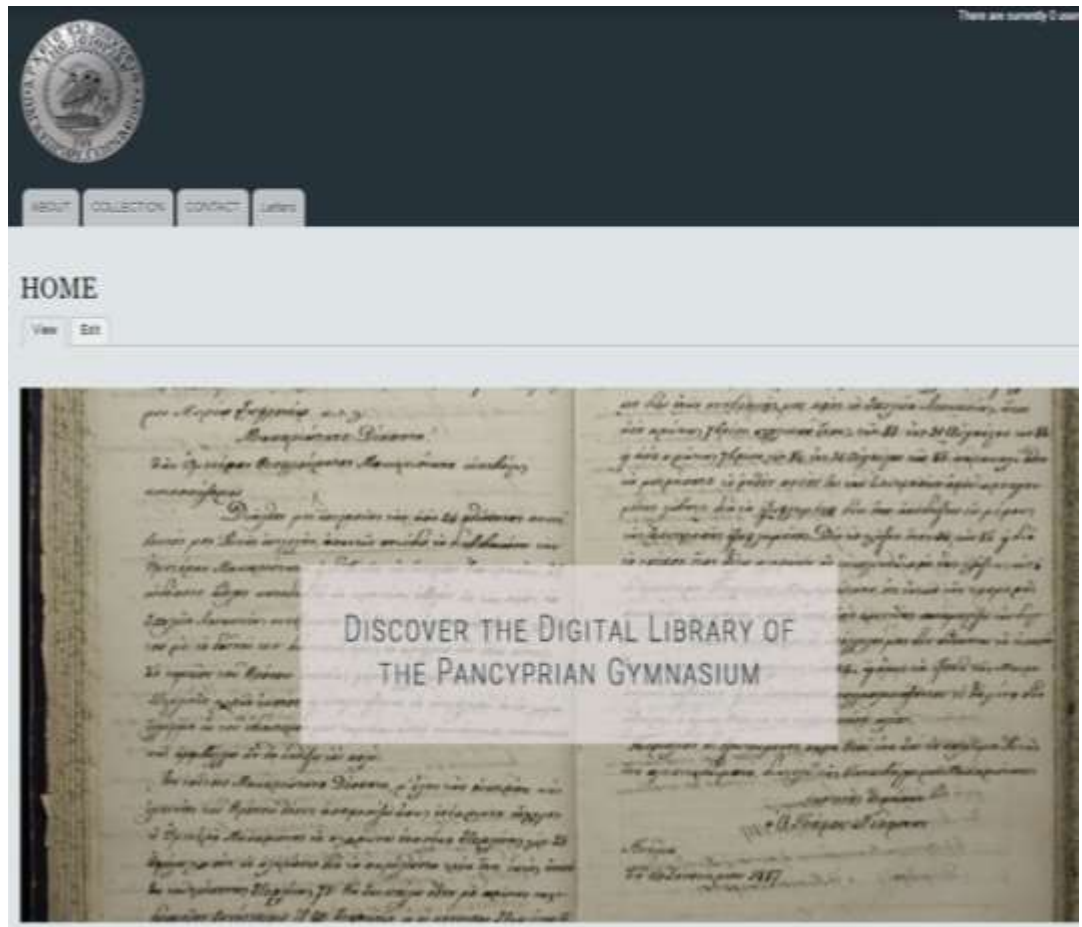





Signing of a memorandum

It then took a more formal form with the signing of a memorandum of understanding with the Pancyprian Gymnasium, the Ministry of Education, Culture, Sports and Youth and the Cyprus Research Institute.

Digitisation aims, in addition to preserving all these treasures, to promote them externally for study or research purposes. This culminates in the creation of the web platform (binocular).




Digitisation process



The Photography Process begins with the placement of the object on the special shooting surface. For more clarity, a special museum glass is placed at the top of the document. Then the camera is adjusted through specific software on the PC in order to correctly position the object in the frame.



The subject is illuminated with special lighting with proper metering and experimental shots are made to ensure the final result. This procedure is required to avoid any shadow, reflection or dark spot on the object being photographed. Throughout the process, all necessary measures are taken to safeguard both the object and the quality of the final result.



Title- Description

Fellow philologists carefully study the archives, give titles and write an informative note for each file separately, in order to better inform the user.

Ar. 9/4/41

[illegible]





ABOUT

COLLECTION

CONTACT

Letters

Letters

1940/06/01 Επιστολές για τον Έρανο του Ελληνικού Ερυθρού Σταυρού, των Κυπρίων φοιτητών της Αθήνας	1940/06/01	 <p>ΕΕ Επιστολή 1 1940/06/01 Επιστολή Κυπρίων φοιτητών της Αθήνας Επιστολή των Κυπρίων φοιτητών της Αθήνας για τον έρανο και το ποσό των 2.130 δραχ. που συνέλεξαν υπέρ του Ελληνικού Ερυθρού Σταυρού.</p> <p>33</p>
		

[ABOUT](#)[COLLECTION](#)[CONTACT](#)[Letters](#)

1941/02/15 Πορεία προς το μέτωπο. Επιστολή Ροδίωνα προς τους γονείς του

[View](#)[Edit](#)

“ Επιστολή 1/2
Επιστολικό δελτάριο

Η πρόσθια όψη επιστολής του Ροδίωνα προς τους γονείς του

”

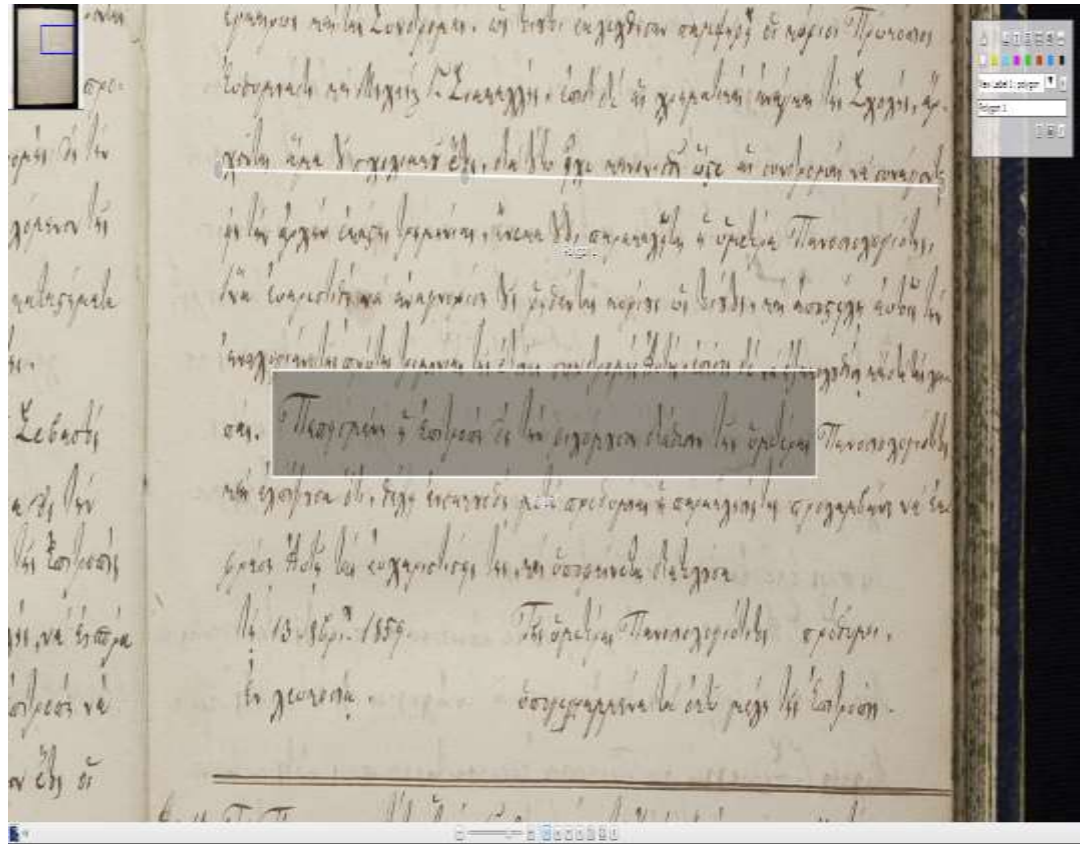





How to use the digital platform

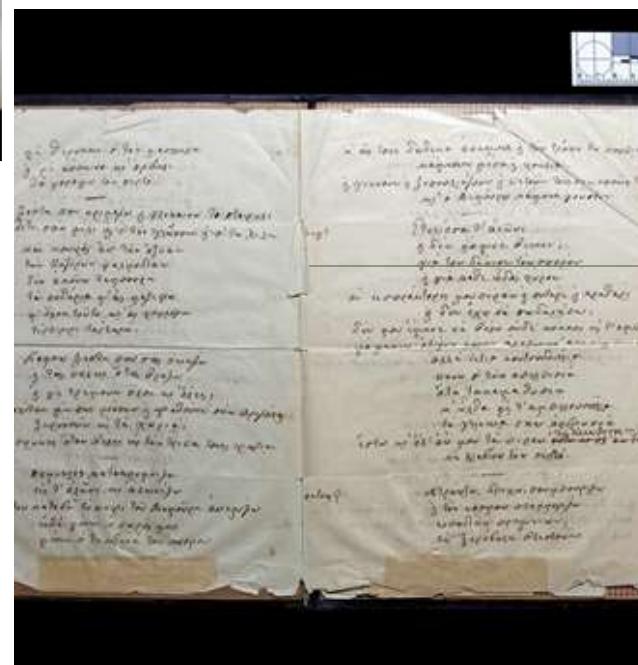


In the digital platform of the electronic library, the user can find the file that interests him and go to full screen, enlarge or reduce the image or even focus on a specific point.

The user can also edit the image in a variety of ways, such as using a free underline, inserting a note symbol, and inserting a frame. It also has the ability to measure page dimensions. Finally, it can save the image.



So far, a lot of archival material has been digitized, such as the Code of Education, the letters of the Georgiades brothers, Miltiades and Rodionas, a part of the organizational library, as well as several areas of the Pancyprrian Gymnasium, such as the historical crypt.







15-2-1941

grasmas nos jostas
mai 'alérgia,

[illegible]

